




Missing Persons Clearinghouse 2023 Annual Report



New York State Missing Persons Clearinghouse 2023 Annual Report

The New York State Missing Persons Clearinghouse is located within the New York State Division of Criminal Justice Services (DCJS).

The Clearinghouse operates in accordance with New York State Executive Law Sections 837, 837-e, 837-f, 837-f-1 and 838; New York State Codes, Rules and Regulations Part 6055; and New York State Education Law Sections 355, 6206, 6303 and 6450.

This report is submitted as required by Section 837-f-12 of the New York State Executive Law.

On the Cover

Fifth grader Xiao Qi Chloe created the winning image for the annual New York State Missing Children's Poster Contest, which is organized and coordinated by the Missing Persons Clearinghouse.

New York and other states coordinate their own contests, and the state winners compete against each other in the national contest, helping to raise awareness about missing children cases across the country. The Missing Persons Clearinghouse coordinates [New York's competition](#). National Missing Children's Day has been observed on May 25 since 1983.

Xiao Qi Chloe, who attends P.S. [206 Joseph F. Lamb](#) in Brooklyn, depicted a woman saving a child and ascending a mountain, with a home and a reunited family on the summit. Two hands form a heart on the upper right corner and various shapes show obstacles on the bottom of the artwork.

Ten-year-old Chloe's drawing was entered into the [National Missing Children's Day Poster Contest](#), an annual competition sponsored by the U.S. Department of Justice (DOJ) and was selected as the winner of the national competition.

The New York State contest judges also selected second- and third-place winners for the state competition: Terisa Chi, who attends [P.S.130 Hernando Desoto School](#) in Manhattan and Chloe Lim who attends [Glen Head Elementary School](#) in Nassau County, on Long Island.

Contents

| | |
|--|----|
| Data Overview | 1 |
| Clearinghouse Services | 2 |
| Overview of 2023 Activities | 5 |
| 2023 Missing Child Alert Activation Details | 8 |
| 2023 Missing Vulnerable Adult Alert Activation Details | 9 |
| Missing Person Clearinghouse Activity and Data | 10 |
| Annual Reporting Volume for Missing Children: 2014–2023 | 11 |
| 2023 Characteristics of Cases Entered for Missing Children | 12 |
| 2023 Number of Entries per Child | 13 |
| 2023 Cases Opened for Children with Multiple Historical Incidents vs. Cases Opened | 14 |
| 2023 Characteristics of Cases Closed for Missing Children | 15 |
| 2023 Days between Case Entry and Cancellation for Missing Children | 16 |
| 2023 Reporting Volume by County for Missing Children | 17 |
| 2023 Reporting Volume by County for Missing Vulnerable Adults | 19 |
| 2023 Days between Case Entry and Cancellation for Missing Vulnerable Adult Cases | 21 |

Data Overview

Missing Children

- The number of children reported missing in New York State increased 7.1 percent in 2023, for a total of 12,623. The increase was the result of additional cases reported by law enforcement in New York City (+4.2%) and Non-New York City (+8.6%).
- The number of children reported by police as runaways (11,892) accounted for 94.2 percent of disappearances among children under 18 years old.
- There was one stranger abduction reported in 2023, one less than was reported in 2022.
- There were eight acquaintance abductions in 2023, compared to six reported in 2022.
- There were 39 familial abduction cases in 2023, one less than in 2022, and 32 reports of children abducted by a non-custodial parent in 2023, compared to 21 in 2022.
- A total of 12,689 cases involving missing children from 2023 and prior years were closed in 2023 with 1,320 cases active at the end of the year.
- In 59.1 percent of cases closed during 2023, the child voluntarily returned home. Law enforcement assisted with the return of children in 39.6 percent of cases, and a total of 11 children who had been reported missing in Monroe, New York City, Niagara, Rockland, Schenectady, and Suffolk Counties were found deceased.
- All New York State counties except Hamilton, Lewis, and Yates reported at least one missing child.
- NYC reported an increase in the number of new cases.
- Twenty-five counties outside of New York City reported decreases in the number of new cases, while 32 other counties outside of New York City reported the same volume or higher.
- Reports of missing children were concentrated in the state's largest urban areas. Excluding New York City, Albany County reported the highest volume of cases at 992; Erie, 872; Monroe, 868; Westchester, 840; and Suffolk, 810.
- The statewide missing child rate was 3.2 missing children cases per 1,000 children in 2023. Albany and Washington counties had the highest rates of cases reported in the state: 18.0 per 1,000 children and 13.2 per 1,000 children, respectively.
- Children 13 years or older account for 91.1 percent of children reported missing, 60.2 percent were female, and 55.1 percent were non-white. The largest single group of missing children cases involved Black females, ages 13 and older (29.5% of all cases reported).
- The median number of days between the reporting and cancellation of a case on the Register was three days, the same as in 2022.

Missing Vulnerable Adults

- A total of 6,548 adults were reported missing in New York State in 2023; 1,747 (26.7%) were reported as vulnerable adults. The number of missing vulnerable adults decreased 13.1 percent when compared to 2022 (2,010).
- The largest number of missing vulnerable adult cases (186) were reported in May, and the fewest (110) were reported in February.
- Reports outside of New York City accounted for 68.2% of missing vulnerable adults.
- Excluding New York City, Nassau County had the highest number of missing vulnerable adult cases reported (200) followed by Westchester County (152), Erie County (109), Monroe County (67) and Albany County (79).
- More vulnerable adults between the ages of 70 and 79 were reported missing than any other age category (19.5%; 341 of 1,746), similar to 2022, when vulnerable adults between the ages of 70 and 79 were reported missing more than any other age category (20.8%; 419 of 2,010).
- Men accounted for 59.4 percent of missing vulnerable adults, and 55.9 percent of missing vulnerable adults were white.
- A total of 1,778 cases involving missing vulnerable adults from 2023 and prior years were closed during 2023, with 1,747 cases remaining active at the end of the year.

Clearinghouse Services

The Clearinghouse maintains a statewide electronic central registry of missing persons that is compatible with the National Crime Information Center (NCIC) registry for missing persons. Clearinghouse staff also provide investigative support and training to law enforcement, as well as assistance to left-behind family members.

In addition to their work to support law enforcement agencies in New York State, Clearinghouse staff members assist law enforcement agencies and clearinghouses in other states, the National Center for Missing & Exploited Children (NCMEC), not-for-profit organizations and the U.S. Department of State.

The Clearinghouse administers three alert programs that quickly disseminate information to law enforcement, the public and other entities when children under the age of 21, college students, or vulnerable adults with cognitive impairments, are reported missing and are at a credible risk of harm.

The Clearinghouse can be reached 24 hours a day, 365 days a year at: 800-346-3543 or missingpersons@dcjs.ny.gov.

Investigative Support

- As required by law, Clearinghouse staff flag birth and educational records of missing children, which results in a notification to school and vital records administrators that a child from their school was reported missing. If someone then requests a flagged school or birth record, that information is transmitted to the Clearinghouse and can provide a lead to the missing child's location.
- The Clearinghouse notifies the appropriate law enforcement agency whenever it receives leads about a missing person's case. Staff also develop leads by conducting searches through informational databases and social networking sites.
- The Clearinghouse assists with entering missing and unidentified person information into state and federal databases used for law enforcement investigations. This includes assisting law enforcement agencies and medical examiners with coding and entering dental records and other anatomical information on missing persons.
- Clearinghouse staff prepare and distribute posters of missing children, missing college students and missing vulnerable adults to the public and private sector through the state's NY-ALERT system and through the National Center for Missing & Exploited Children's Lost Child Alert Technology Resource (LOCATER).
 - These tools are utilized by the Clearinghouse to allow for rapid electronic dissemination of photographs, biographical information, and case details. Information can be sent electronically to every law enforcement agency, New York State Thruway service areas, as well as bus, train and airport terminals. A public subscription service is used to notify individuals across the state about these cases within minutes.
- The Clearinghouse publicizes missing child, college student and vulnerable adult photographs and biographical information on the DCJS and NCMEC websites, provided that a family member or guardian grants permission. NCMEC only publicizes missing children cases.
- Clearinghouse staff provide case management advice to investigating law enforcement agencies, including assessment of case details and assistance with obtaining urgent services.
- The Clearinghouse collaborates with NCMEC and other state clearinghouses, participating in a network that can directly provide nationwide and international assistance to law enforcement agencies and family members.
- The Clearinghouse assists the U.S. Department of State to locate and return internationally abducted children to their country of origin, in accordance with the Hague Treaty on the Civil Aspects of International Abduction.
- Clearinghouse staff develop and distribute investigative guides and presentation material. Publications and training videos are available to law enforcement officers via a secure, online portal and through training programs for law enforcement officers.
- The Missing Persons Clearinghouse manages a Missing Person Cold Case Review Panel to provide law enforcement agencies with a fresh look at cases that have gone cold. The panel features subject-matter experts with diverse perspectives, knowledge and experience from local,

state and federal law enforcement and criminal justice agencies. The Cold Case Review Panel only accepts cases submitted by lead investigating agencies. There is no cost for the review.

- The Clearinghouse has partnered with Project Lifesaver International to provide law enforcement agencies across the state with tracking technology to help locate individuals with cognitive disorders when they go missing. The state has provided transmitters and accompanying technology at no cost to agencies for use on children and adults who may have an impairment that can cause them to wander from a safe environment. Worn on the wrist or ankle, the transmitter emits an individualized frequency signal that allows first responders to locate the position of an individual. Most individuals who wander are found within a few miles from home, and Project Lifesaver technology can reduce search time from hours or days to minutes. [View the list of participating law enforcement agencies.](#) Parents and caregivers may contact the agency in their county to learn whether their family member is eligible for a free transmitter.
- The Clearinghouse coordinates the NYS Runaway Intervention Working Group. The working group is a collaborative effort made up of representatives from 23 national, state, and local agencies and organizations. The mission of the group is to develop a systems approach that is preventative in nature that addresses the needs of missing youth who have multiple episodes of running away. A runaway intervention pilot program is set to launch in the City of Buffalo in 2024 and will serve as a model for the rest of the state at the conclusion of the pilot.

Overview of 2023 Activities

Alert Programs

New York State utilizes four alert programs, and the Clearinghouse administers these programs, with the exception of Amber Alerts.

Alerts are designed to ensure the most rapid and widespread dissemination of information about missing children under the age of 21, missing college students of any age, and missing vulnerable adults with Alzheimer's disease, dementia or other cognitive impairment.

Alerts are issued at the request of law enforcement when certain criteria are met.



AMBER Alerts are activated for abducted children younger than 18 who are believed to be at risk for serious bodily harm or death. They are administered by the New York State Police. For more information: www.amber.ny.gov.



Missing Child Alerts are activated when a child younger than 21 is missing and believed to be in danger due to special circumstances, such as young age of the child, a cognitive impairment, medical condition, or other situation, that place them at serious risk of harm or death.



Missing College Student Alerts are activated when a college student of any age is missing and is deemed to be at credible risk of harm or death.



Missing Vulnerable Adult Alerts are activated when an individual, who is 18 or older and has a cognitive disorder, brain injury or mental disability, is reported missing and is at credible risk of harm. This includes individuals with autism, dementia, or Alzheimer's disease.

Within minutes of an alert activation, information about the person is distributed to police agencies, the media, New York State Thruway Authority signs and plazas, New York State Department of Transportation highway signs, airports, bus terminals, train stations, hospitals and other locations. Details are displayed on highway signs for up to eight hours.

Information is also shared via Facebook (<http://www.facebook.com/NYSDCJS>), Twitter (@NYSDCJS) and online (www.criminaljustice.ny.gov/). NYAlert subscribers are notified immediately. Visit alert.ny.gov or call (888) 697-6972 to subscribe.

Alerts can remain active for up to 72 hours. If the individual remains missing after three days, case details are posted to www.criminaljustice.ny.gov/missing.

Alert and Non-Alert Distribution Mechanisms

| Method of Distribution | AMBER Alert | Missing Child, College Student, Vulnerable Adult Alert | Missing Child, College Student, Vulnerable Adult Non-Alert |
|--|-------------|--|--|
| NYS AMBER Alert Website | X | | |
| Wireless Emergency Activation (WEA) | X | | |
| NYS Lottery Terminal Message Boards in Stores | X | | |
| NYS DMV In-Office Electronic Displays | X | | |
| Variable Message Signs: Thruway and Highways | X | X | |
| NY-ALERT Public Subscriber List | X | X | |
| NYS Thruway Service Area Televisions | X | X | |
| Media Outlets – Radio/Television | X | X | |
| NYC Taxi and Limousine Commission vehicles: For Activations in the New York City Metropolitan Area only. | X | X | |
| NYS DCJS Website | X | X | X |
| License Plate Readers | X | X | X |
| National Center for Missing & Exploited Children (NCMEC) Website (<i>Children Only</i>) | X | X | X |
| Greyhound / Trailways / Other Bus Terminals | X | X | X |
| AMTRAK Stations | X | X | X |
| Airports / Transportation Security Administration | X | X | X |
| NYS / County Probation Agencies | X | X | X |
| Hospitals / Clinics | X | X | X |
| Homeless Shelters | X | X | X |
| Police Agencies: Local, State and Federal | X | X | X |
| Canadian Law Enforcement Authorities | X | X | X |
| NYS/NYC Department of Health / School Records Flagged (<i>Children Only</i>) | X | X | X |

Alert Activations

The Clearinghouse administers three alert programs, which are activated at the request of police agencies when a child, college student or vulnerable adult goes missing and certain criteria are met.

Clearinghouse staff activated 182 alerts: 38 missing child alerts were activated, and 144 alerts for vulnerable adults. Of the 38 children who were the subjects of a missing child alert, all 38 were found safe and returned home. Of the 144 vulnerable adults who were the subjects of an alert, 138 were found safe and returned home, six were located deceased.

| Alert Activations | | | | |
|-------------------|-------------|---------------------|-------------------------------|--------------------------------|
| Year | AMBER Alert | Missing Child Alert | Missing College Student Alert | Missing Vulnerable Adult Alert |
| 2014 | 10 | 5 | 0 | 75 |
| 2015 | 11 | 10 | 2 | 101 |
| 2016 | 5 | 20 | 0 | 101 |
| 2017 | 7 | 10 | 1 | 116 |
| 2018 | 9 | 15 | 1 | 114 |
| 2019 | 4 | 28 | 0 | 113 |
| 2020 | 6 | 23 | 1 | 117 |
| 2021 | 6 | 43 | 0 | 142 |
| 2022 | 1 | 29 | 0 | 146 |
| 2023 | 3 | 38 | 0 | 144 |

2023 Missing Child Alert Activation Details

| Circumstances | |
|--------------------------------------|-----------|
| Autism | 12 |
| Child's Age | 3 |
| Developmental Disability | 1 |
| In the Company of a Dangerous Person | 1 |
| Online Enticement | 1 |
| Seizure Disorder | 1 |
| Suicidal (Missing Child) | 18 |
| Suicidal (Parent) | 1 |
| TOTAL | 38 |

| Method of Travel | |
|------------------|-----------|
| In a Vehicle | 7 |
| On Foot | 31 |
| TOTAL | 38 |

| Alert Responsible for Resolution | |
|----------------------------------|-----------|
| Yes | 3 |
| No | 18 |
| Unknown | 17 |
| Unresolved | 0 |
| TOTAL | 38 |

| Circumstances of Resolution | |
|-----------------------------|-----------|
| Alive | 38 |
| Deceased | 0 |
| Unresolved | 0 |
| TOTAL | 38 |

| State Located | |
|---------------|-----------|
| New York | 38 |
| Out of State | 0 |
| TOTAL | 38 |

2023 Missing Vulnerable Adult Alert Activation Details

| Circumstances | |
|--------------------------------|------------|
| Abduction | 3 |
| Alzheimer's Disease / Dementia | 110 |
| Autism | 8 |
| Brain Disorder / TBI | 9 |
| Developmental Disability | 1 |
| Disoriented / Confused | 4 |
| Mental Illness / Schizophrenia | 8 |
| Parkinson's Disease / Suicidal | 1 |
| TOTAL | 144 |

| Method of Travel | |
|------------------|------------|
| In a Vehicle | 53 |
| On Foot | 91 |
| TOTAL | 144 |

| Alert Responsible for Resolution | |
|----------------------------------|------------|
| Yes | 42 |
| No | 52 |
| Unknown | 50 |
| TOTAL | 144 |

| Circumstances of Resolution | |
|-----------------------------|------------|
| Alive | 138 |
| Deceased | 6 |
| Unresolved | 0 |
| TOTAL | 144 |

| State Located | |
|---------------|------------|
| New York | 137 |
| New Jersey | 2 |
| Ohio | 1 |
| Pennsylvania | 3 |
| Virginia | 1 |
| TOTAL | 144 |

Missing Person Clearinghouse Activity and Data

| | 2022 | 2023 |
|-------------------------------------|-------|-------|
| Cases Referred to the Clearinghouse | 1,815 | 1,762 |
| Cases Publicized | 618 | 737 |
| Cases Closed | 1,599 | 1,385 |
| Cases Removed from Publication | 609 | 730 |
| Hotline Calls Received | 3,424 | 3,681 |
| Birth / School Records Flagged | 2,092 | 1,538 |
| Birth / School Records Flag Removed | 2,145 | 1,691 |

| 2023 Law Enforcement Presentation / Training Programs | Number of Courses / Presentations | Number of Attendees |
|---|-----------------------------------|---------------------|
| In Person | 37 | 1,455 |
| Webinars | 2 | 255 |
| TOTAL | 39 | 1,710 |

New York State Missing and Exploited Children Clearinghouse Fund

DCJS administers the New York State Missing and Exploited Children Clearinghouse Fund, which supports staff who help provide direct assistance to parents, law enforcement officials and others in connection with missing children cases and abductions. Contributions also fund statewide dissemination of information and educational materials, as well as advanced law enforcement training on missing, abducted, and exploited children.

A summary financial plan and projections of these funds is as follows:

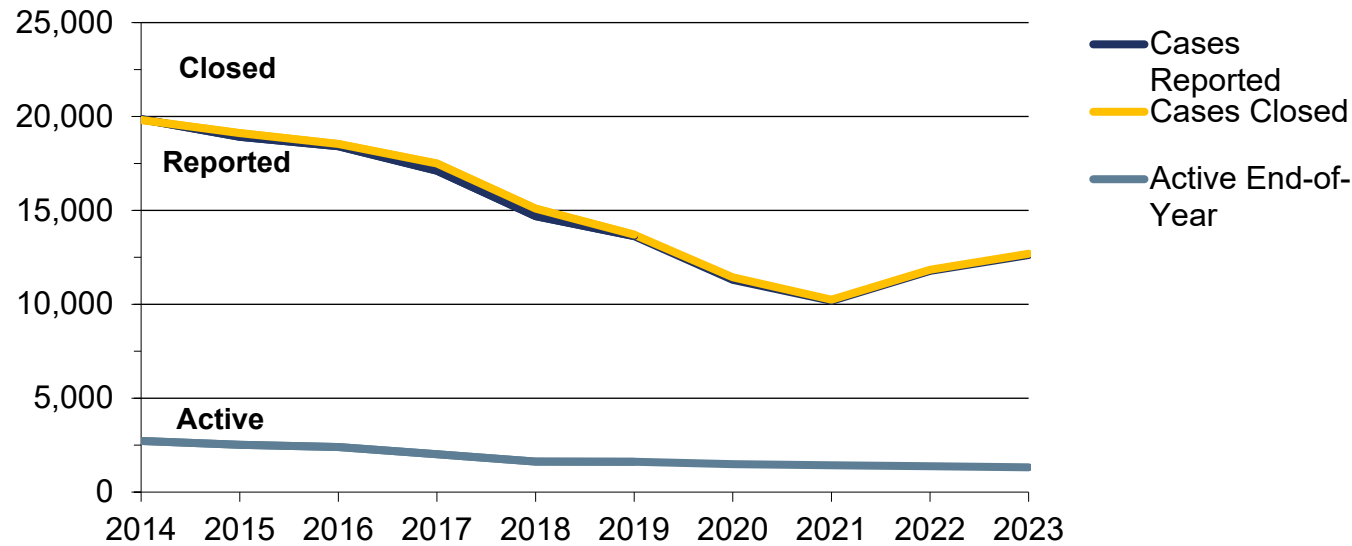
| Missing and Exploited Children Clearinghouse Fund Summary Financial Plan | | | |
|--|-----------|-----------|-----------|
| | 2023–24 | 2024–25 | 2025–26 |
| Revenue Received | \$135,000 | \$135,000 | \$130,000 |
| Interest Earned | \$1,000 | \$1,000 | \$1,000 |
| Disbursements | \$150,000 | \$150,000 | \$150,000 |

Note: Disbursements in FY 2024–25 and 2025–26 are higher than estimated revenue received because any funds not spent in a given fiscal year are disbursed in subsequent years.

New Yorkers may donate to the Missing and Exploited Children Clearinghouse Fund when filing their state income tax returns or by sending donations directly to the Missing Persons Clearinghouse. All donations are tax deductible.

Visit the New York State Department of Taxation and Finance [website](#) or the [New York State Missing Persons Clearinghouse](#) for more information.

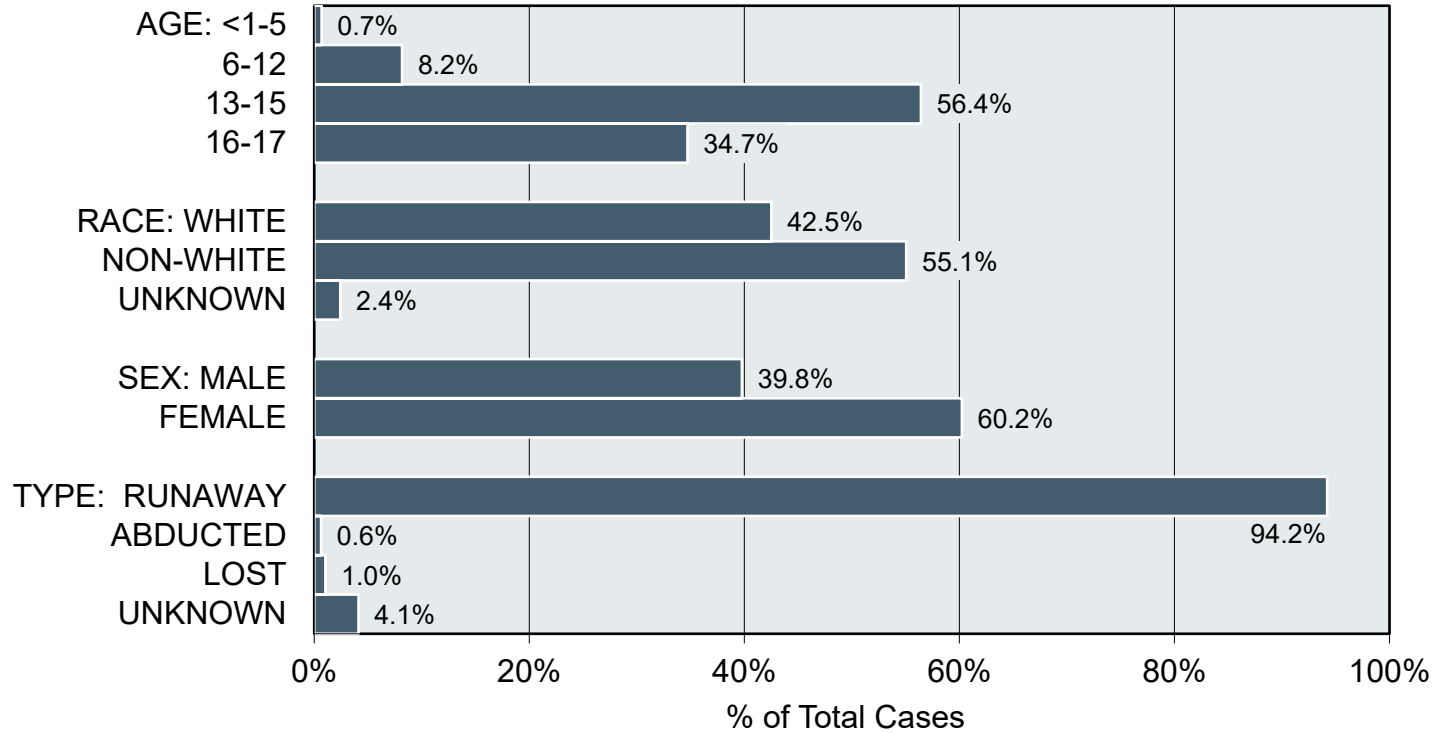
Annual Reporting Volume for Missing Children: 2014–2023



| | 2014 | 2015 | 2016 | 2017 | 2018 | 2019 | 2020 | 2021 | 2022 | 2023 |
|--------------------------|--------|--------|--------|--------|--------|--------|--------|--------|--------|--------|
| NEW YORK STATE | | | | | | | | | | |
| Cases Reported | 19,860 | 18,916 | 18,417 | 17,114 | 14,697 | 13,632 | 11,307 | 10,184 | 11,784 | 12,623 |
| Cases Closed | 19,816 | 19,119 | 18,539 | 17,500 | 15,094 | 13,709 | 11,438 | 10,245 | 11,842 | 12,689 |
| Active End-of-Year | 2,724 | 2,521 | 2,401 | 2,017 | 1,625 | 1,614 | 1,490 | 1,430 | 1,378 | 1,320 |
| NEW YORK CITY | | | | | | | | | | |
| Cases Reported | 7,975 | 7,022 | 6,551 | 5,870 | 5,315 | 4,611 | 3,817 | 3,625 | 4,066 | 4,238 |
| Cases Closed | 7,955 | 7,167 | 6,559 | 6,150 | 5,494 | 4,699 | 3,864 | 3,713 | 4,125 | 4,185 |
| Active End-of-Year | 1,195 | 1,050 | 1,043 | 763 | 585 | 544 | 503 | 416 | 357 | 406 |
| NON-NEW YORK CITY | | | | | | | | | | |
| Cases Reported | 11,885 | 11,894 | 11,866 | 11,244 | 9,382 | 9,021 | 7,490 | 6,559 | 7,718 | 8,385 |
| Cases Closed | 11,861 | 11,952 | 11,980 | 11,350 | 9,600 | 9,010 | 7,574 | 6,532 | 7,717 | 8,504 |
| Active End-of-Year | 1,529 | 1,471 | 1,358 | 1,254 | 1,040 | 1,070 | 987 | 1,014 | 1,021 | 914 |

Note: Active End-of-Year includes reports from previous years.

2023 Characteristics of Cases Entered for Missing Children



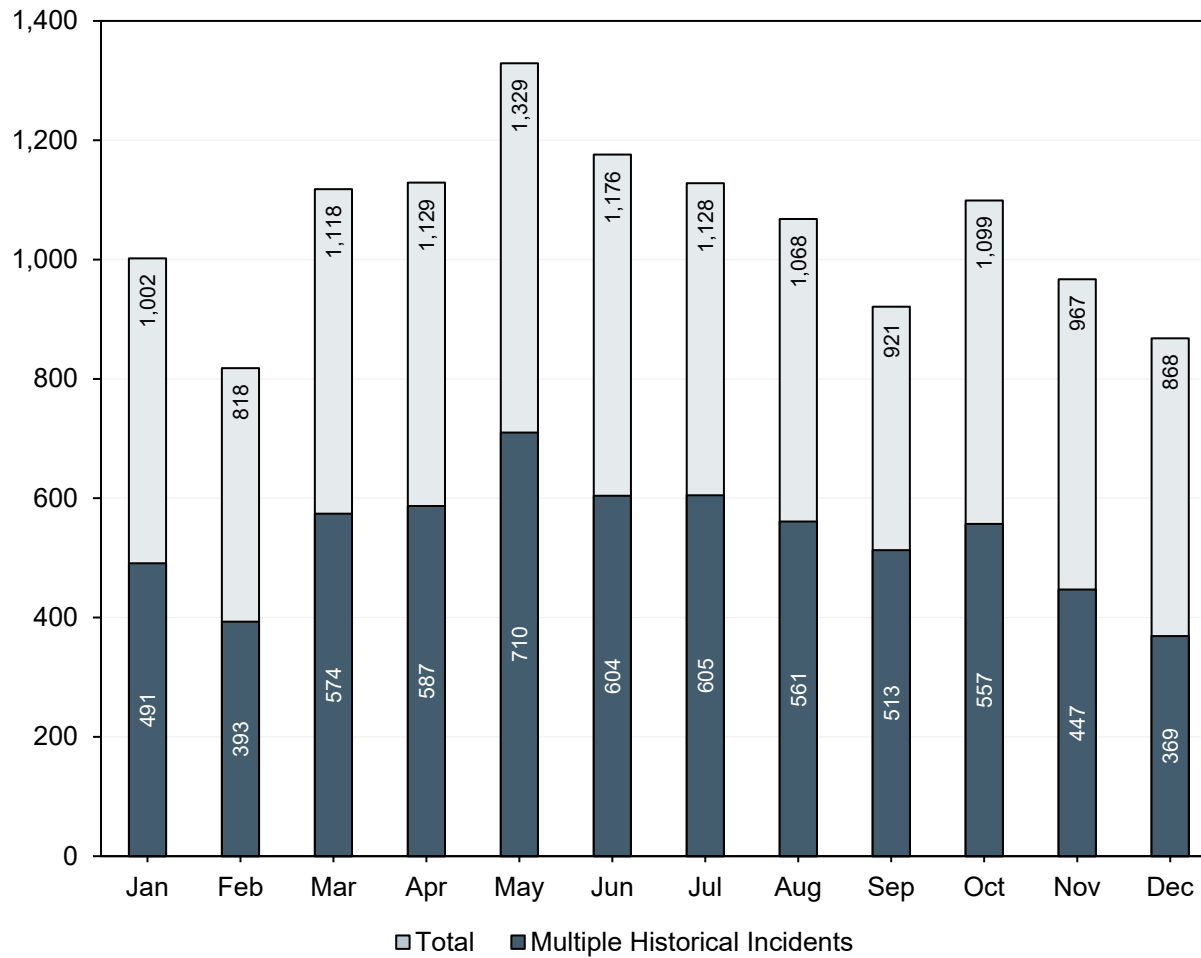
| | TOTAL | AGE WHEN REPORTED MISSING | | | | GENDER | | RACE | | | | |
|------------------------------|---------------|---------------------------|--------------|--------------|--------------|--------------|--------------|--------------|--------------|------------|-----------|------------|
| | | < 1 - 5 | 6 - 12 | 13 - 15 | 16 - 17 | Male | Female | White | Black | Asian | Indian | Unk. |
| Runaway | 11,892 | 11 | 927 | 6,781 | 4,173 | 4,689 | 7,203 | 5,016 | 6,328 | 181 | 75 | 292 |
| Familial Abduction | 39 | 21 | 16 | 1 | 1 | 21 | 18 | 22 | 16 | 1 | 0 | 0 |
| Abducted by Non-Cust. Parent | 32 | 15 | 11 | 5 | 1 | 11 | 21 | 9 | 18 | 4 | 0 | 1 |
| Acquaintance Abduction | 8 | 6 | 0 | 1 | 1 | 2 | 6 | 4 | 3 | 0 | 0 | 1 |
| Stranger Abduction | 1 | 0 | 1 | 0 | 0 | 0 | 1 | 1 | 0 | 0 | 0 | 0 |
| Lost | 131 | 1 | 24 | 68 | 38 | 56 | 75 | 56 | 69 | 3 | 1 | 2 |
| Unknown | 520 | 32 | 53 | 266 | 169 | 241 | 279 | 259 | 236 | 11 | 3 | 11 |
| TOTAL | 12,623 | 86 | 1,032 | 7,122 | 4,383 | 5,020 | 7,603 | 5,367 | 6,670 | 200 | 79 | 307 |

Note: Abducted by Non-Custodial Parent is a new category that was instituted in June 2014. Prior to that date, that missing child circumstance was entered under the Familial Abduction category.

2023 Number of Entries per Child

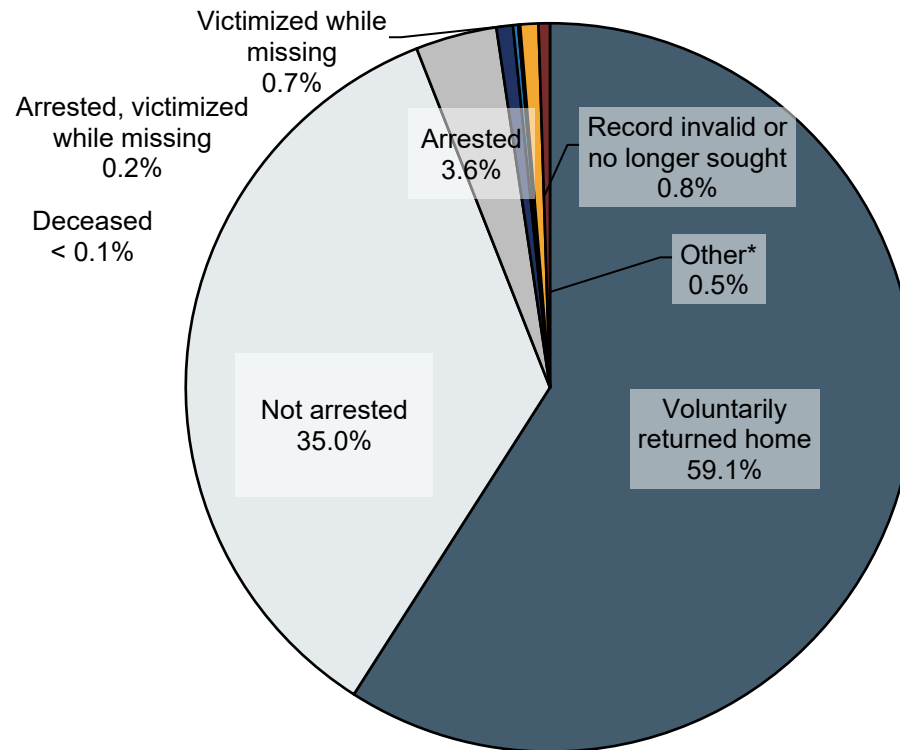
| NUMBER OF ENTRIES PER CHILD FOR CASES ENTERED DURING 2023 | | |
|--|----------------------------|--------------------------|
| No. of Times a Child was Entered | No. of Children | Total Entries |
| 1 | 6,215 | 6,215 |
| 2 | 970 | 1,940 |
| 3 | 345 | 1,035 |
| 4 | 185 | 740 |
| 5 | 102 | 510 |
| 6 | 61 | 366 |
| 7 | 42 | 294 |
| 8 | 41 | 328 |
| 9 | 21 | 189 |
| 10 | 12 | 120 |
| 11 | 9 | 99 |
| 12 | 11 | 132 |
| 13 | 10 | 130 |
| 14 | 7 | 98 |
| 15 | 3 | 45 |
| 16 | 2 | 32 |
| 18 | 2 | 36 |
| 19 | 2 | 38 |
| 20 | 1 | 20 |
| 21 | 3 | 63 |
| 22 | 1 | 22 |
| 24 | 1 | 24 |
| 25 | 1 | 25 |
| 30 | 1 | 30 |
| 33 | 1 | 33 |
| 59 | 1 | 59 |
| TOTAL | 8,050 | 12,623 |

2023 Cases Opened for Children with Multiple Historical Incidents vs. Cases Opened



2023 Characteristics of Cases Closed for Missing Children

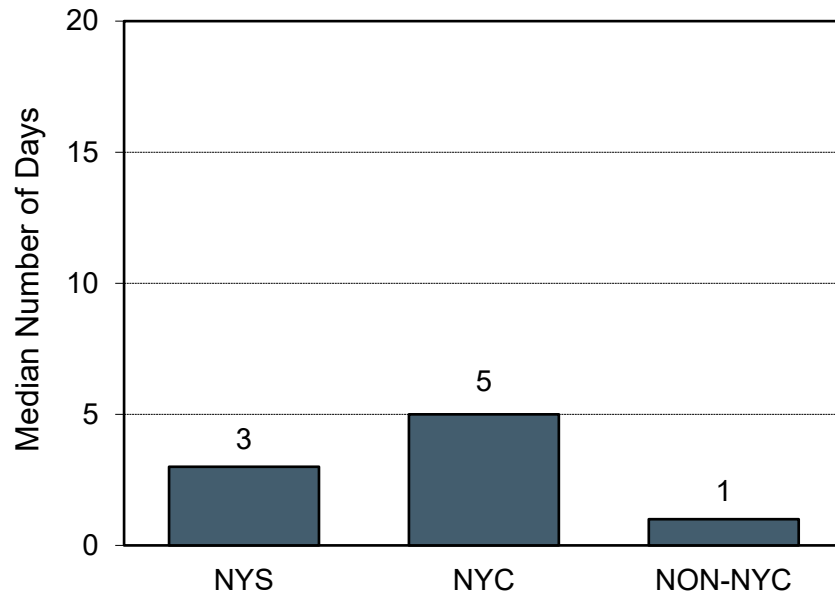
| Circumstances of Recovery | TOTAL | AGE WHEN FOUND | | | | | GENDER | | RACE | | | | |
|---|---------------|----------------|------------|--------------|--------------|------------|--------------|--------------|--------------|--------------|------------|-----------|------------|
| | | < 1-5 | 6-12 | 13-15 | 16-17 | 18+ | Male | Female | White | Black | Asian | Indian | Unk. |
| Voluntarily returned home | 7,493 | 18 | 494 | 4,190 | 2,730 | 61 | 2,927 | 4,566 | 3,078 | 4,080 | 103 | 47 | 185 |
| Recovered, not arrested | 4,439 | 48 | 434 | 2,446 | 1,405 | 106 | 1,715 | 2,724 | 1,999 | 2,246 | 83 | 26 | 85 |
| Recovered, arrested | 458 | 1 | 24 | 209 | 202 | 22 | 263 | 195 | 170 | 264 | 5 | 5 | 14 |
| Recovered, victimized while missing | 93 | 5 | 12 | 37 | 31 | 8 | 27 | 66 | 49 | 42 | 1 | 0 | 1 |
| Recovered, arrested, victimized while missing | 29 | 0 | 3 | 17 | 7 | 2 | 17 | 12 | 8 | 20 | 1 | 0 | 0 |
| Recovered, deceased | 11 | 0 | 1 | 6 | 3 | 1 | 7 | 4 | 3 | 6 | 1 | 1 | 0 |
| Record invalid or no longer sought | 102 | 0 | 5 | 41 | 46 | 10 | 48 | 54 | 47 | 52 | 0 | 0 | 3 |
| Other* | 64 | 0 | 1 | 7 | 17 | 39 | 36 | 28 | 21 | 37 | 2 | 0 | 4 |
| TOTAL | 12,689 | 72 | 974 | 6,953 | 4,441 | 249 | 5,040 | 7,649 | 5,375 | 6,747 | 196 | 79 | 292 |



Note*: "Other" is an authorized reporting category that can mean the reporting law enforcement agency either did not know the circumstances associated with the recovery of the child or did not use one of the more specific categories for reasons that are not known.

2023 Days between Case Entry and Cancellation for Missing Children

Median Days to Cancellation for Cases Closed During 2023



| DAYS BETWEEN CASE ENTRY AND CANCELLATION FOR CASES CLOSED DURING 2023 | | | |
|--|---------------------|----------------|---------------------------|
| No. of Days | No. of Cases Closed | Percent Closed | Cumulative Percent Closed |
| < 1 | 2,701 | 21.3% | 21.3% |
| 1 | 2,436 | 19.2% | 40.5% |
| 2 | 1,068 | 8.4% | 48.9% |
| 3 | 781 | 6.2% | 55.1% |
| 4 | 594 | 4.7% | 59.7% |
| 5 | 543 | 4.3% | 64.0% |
| 6 | 398 | 3.1% | 67.2% |
| 7 | 359 | 2.8% | 70.0% |
| 8 | 277 | 2.2% | 72.2% |
| 9 | 196 | 1.5% | 73.7% |
| 10 | 180 | 1.4% | 75.1% |
| 11 | 146 | 1.2% | 76.3% |
| 12 | 139 | 1.1% | 77.4% |
| 13 | 126 | 1.0% | 78.4% |
| 14 | 113 | 0.9% | 79.3% |
| 15 | 110 | 0.9% | 80.1% |
| 16–29 | 746 | 5.9% | 86.0% |
| 30–60 | 558 | 4.4% | 90.4% |
| 61–90 | 307 | 2.4% | 92.8% |
| 91–120 | 320 | 2.5% | 95.3% |
| 121 or more | 591 | 4.7% | 100.0% |
| TOTAL | 12,689 | 100.0% | 100.0% |

2023 Reporting Volume by County for Missing Children

| | CASES REPORTED | | | | | | | | | CASES CLOSED | | | | | | | | | CASES ACTIVE |
|----------------------------|----------------|-------------------|---------|-----------|------------------|-----------|----------|------|-------|--------------|---------------------------|--------------|----------|--------------------------|------------------------------------|----------|------------------------------------|-------|--------------------------|
| | Total | Rate ¹ | Runaway | Abduction | | | | Lost | Other | Total | Voluntarily returned home | Not arrested | Arrested | Victimized while missing | Arrested, victimized while missing | Deceased | Record invalid or no longer sought | Other | End-of-Year Active Cases |
| | | | | Familial | Non-Cust. Parent | Acquaint. | Stranger | | | | | | | | | | | | |
| Albany | 992 | 18.0 | 974 | 3 | 3 | 2 | 0 | 7 | 3 | 997 | 758 | 176 | 38 | 7 | 2 | 0 | 13 | 3 | 147 |
| Allegany | 3 | 0.3 | 3 | 0 | 0 | 0 | 0 | 0 | 0 | 3 | 2 | 1 | 0 | 0 | 0 | 0 | 0 | 0 | 0 |
| Broome | 185 | 5.1 | 178 | 0 | 0 | 0 | 0 | 1 | 6 | 190 | 105 | 68 | 13 | 0 | 0 | 0 | 4 | 0 | 13 |
| Cattaraugus | 28 | 1.7 | 26 | 1 | 0 | 0 | 0 | 0 | 1 | 30 | 14 | 15 | 1 | 0 | 0 | 0 | 0 | 0 | 0 |
| Cayuga | 40 | 2.7 | 38 | 1 | 0 | 0 | 0 | 1 | 0 | 40 | 16 | 22 | 1 | 0 | 0 | 0 | 1 | 0 | 0 |
| Chautauqua | 95 | 3.7 | 89 | 1 | 0 | 0 | 0 | 0 | 5 | 88 | 35 | 48 | 5 | 0 | 0 | 0 | 0 | 0 | 9 |
| Chemung | 118 | 6.8 | 115 | 0 | 0 | 0 | 0 | 0 | 3 | 120 | 59 | 50 | 9 | 0 | 0 | 0 | 2 | 0 | 3 |
| Chenango | 2 | 0.2 | 1 | 0 | 0 | 0 | 0 | 1 | 0 | 2 | 1 | 1 | 0 | 0 | 0 | 0 | 0 | 0 | 0 |
| Clinton | 33 | 2.3 | 32 | 0 | 0 | 0 | 0 | 1 | 0 | 32 | 11 | 15 | 5 | 0 | 1 | 0 | 0 | 0 | 1 |
| Columbia | 8 | 0.8 | 8 | 0 | 0 | 0 | 0 | 0 | 0 | 8 | 1 | 5 | 2 | 0 | 0 | 0 | 0 | 0 | 0 |
| Cortland | 8 | 0.9 | 6 | 2 | 0 | 0 | 0 | 0 | 0 | 8 | 4 | 4 | 0 | 0 | 0 | 0 | 0 | 0 | 0 |
| Delaware | 4 | 0.6 | 4 | 0 | 0 | 0 | 0 | 0 | 0 | 4 | 2 | 2 | 0 | 0 | 0 | 0 | 0 | 0 | 2 |
| Dutchess | 249 | 4.6 | 240 | 0 | 1 | 1 | 0 | 2 | 5 | 247 | 169 | 65 | 10 | 1 | 0 | 0 | 0 | 2 | 14 |
| Erie | 872 | 4.7 | 804 | 5 | 6 | 1 | 0 | 21 | 35 | 942 | 449 | 391 | 37 | 16 | 3 | 0 | 21 | 25 | 234 |
| Essex | 12 | 2.1 | 12 | 0 | 0 | 0 | 0 | 0 | 0 | 12 | 2 | 8 | 1 | 0 | 0 | 0 | 1 | 0 | 0 |
| Franklin | 26 | 2.7 | 26 | 0 | 0 | 0 | 0 | 0 | 0 | 26 | 9 | 14 | 3 | 0 | 0 | 0 | 0 | 0 | 0 |
| Fulton | 91 | 8.6 | 86 | 3 | 0 | 0 | 0 | 0 | 2 | 91 | 53 | 33 | 5 | 0 | 0 | 0 | 0 | 0 | 2 |
| Genesee | 21 | 1.8 | 19 | 0 | 0 | 0 | 0 | 0 | 2 | 21 | 13 | 7 | 1 | 0 | 0 | 0 | 0 | 0 | 0 |
| Greene | 10 | 1.3 | 10 | 0 | 0 | 0 | 0 | 0 | 0 | 11 | 6 | 5 | 0 | 0 | 0 | 0 | 0 | 0 | 0 |
| Hamilton | 0 | 0.0 | 0 | 0 | 0 | 0 | 0 | 0 | 0 | 0 | 0 | 0 | 0 | 0 | 0 | 0 | 0 | 0 | 0 |
| Herkimer | 40 | 3.2 | 39 | 0 | 0 | 0 | 0 | 0 | 1 | 40 | 25 | 12 | 1 | 0 | 0 | 0 | 2 | 0 | 0 |
| Jefferson | 54 | 2.1 | 54 | 0 | 0 | 0 | 0 | 0 | 0 | 54 | 25 | 24 | 3 | 1 | 0 | 0 | 1 | 0 | 1 |
| Lewis | 0 | 0.0 | 0 | 0 | 0 | 0 | 0 | 0 | 0 | 0 | 0 | 0 | 0 | 0 | 0 | 0 | 0 | 0 | 0 |
| Livingston | 15 | 1.4 | 13 | 0 | 0 | 0 | 0 | 0 | 2 | 15 | 3 | 11 | 1 | 0 | 0 | 0 | 0 | 0 | 0 |
| Madison | 26 | 2.0 | 23 | 2 | 0 | 0 | 0 | 1 | 0 | 26 | 14 | 11 | 1 | 0 | 0 | 0 | 0 | 0 | 0 |
| Monroe | 868 | 5.7 | 844 | 5 | 0 | 0 | 0 | 2 | 17 | 873 | 458 | 357 | 47 | 0 | 4 | 1 | 4 | 2 | 42 |
| Montgomery | 30 | 2.7 | 30 | 0 | 0 | 0 | 0 | 0 | 0 | 30 | 13 | 16 | 1 | 0 | 0 | 0 | 0 | 0 | 1 |
| Nassau | 433 | 1.5 | 333 | 1 | 0 | 0 | 0 | 18 | 81 | 428 | 241 | 157 | 23 | 0 | 1 | 0 | 3 | 3 | 57 |
| New York City ² | 4,238 | 2.5 | 4,149 | 5 | 13 | 3 | 0 | 14 | 54 | 4,185 | 2,574 | 1,477 | 78 | 26 | 9 | 5 | 16 | 0 | 406 |
| Niagara | 157 | 3.8 | 148 | 1 | 0 | 0 | 0 | 1 | 7 | 156 | 93 | 55 | 2 | 2 | 1 | 1 | 1 | 1 | 21 |
| Oneida | 474 | 9.8 | 454 | 0 | 0 | 0 | 0 | 16 | 4 | 472 | 331 | 107 | 26 | 5 | 2 | 0 | 1 | 0 | 9 |

| | CASES REPORTED | | | | | | | | | CASES CLOSED | | | | | | | | | CASES ACTIVE |
|----------------|----------------|-------------------|---------|-----------|------------------|-----------|----------|------|-------|--------------|---------------------------|--------------|----------|--------------------------|------------------------------------|----------|------------------------------------|-------|--------------------------|
| | Total | Rate ¹ | Runaway | Abduction | | | | Lost | Other | Total | Voluntarily returned home | Not arrested | Arrested | Victimized while missing | Arrested, victimized while missing | Deceased | Record invalid or no longer sought | Other | End-of-Year Active Cases |
| | | | | Familial | Non-Cust. Parent | Acquaint. | Stranger | | | | | | | | | | | | |
| Onondaga | 398 | 4.1 | 315 | 1 | 1 | 0 | 0 | 3 | 78 | 410 | 108 | 278 | 18 | 4 | 0 | 0 | 2 | 0 | 11 |
| Ontario | 21 | 1.0 | 21 | 0 | 0 | 0 | 0 | 0 | 0 | 23 | 12 | 10 | 1 | 0 | 0 | 0 | 0 | 0 | 1 |
| Orange | 263 | 2.7 | 247 | 0 | 0 | 0 | 0 | 9 | 7 | 258 | 138 | 98 | 6 | 4 | 1 | 0 | 5 | 6 | 24 |
| Orleans | 16 | 2.1 | 14 | 0 | 0 | 0 | 0 | 0 | 2 | 17 | 5 | 10 | 1 | 0 | 0 | 0 | 1 | 0 | 1 |
| Oswego | 41 | 1.7 | 38 | 2 | 0 | 0 | 0 | 0 | 1 | 41 | 24 | 12 | 3 | 2 | 0 | 0 | 0 | 0 | 0 |
| Otsego | 4 | 0.4 | 4 | 0 | 0 | 0 | 0 | 0 | 0 | 4 | 1 | 2 | 0 | 1 | 0 | 0 | 0 | 0 | 0 |
| Putnam | 12 | 0.6 | 12 | 0 | 0 | 0 | 0 | 0 | 0 | 12 | 3 | 7 | 2 | 0 | 0 | 0 | 0 | 0 | 3 |
| Rensselaer | 95 | 3.1 | 77 | 0 | 0 | 0 | 0 | 3 | 15 | 107 | 67 | 32 | 6 | 1 | 1 | 0 | 0 | 0 | 14 |
| Rockland | 186 | 2.0 | 165 | 2 | 2 | 0 | 0 | 5 | 12 | 189 | 137 | 45 | 1 | 0 | 2 | 1 | 1 | 2 | 31 |
| Saint Lawrence | 12 | 0.6 | 12 | 0 | 0 | 0 | 0 | 0 | 0 | 11 | 6 | 2 | 2 | 0 | 1 | 0 | 0 | 0 | 1 |
| Saratoga | 74 | 1.7 | 69 | 0 | 0 | 0 | 1 | 0 | 4 | 74 | 27 | 43 | 3 | 0 | 1 | 0 | 0 | 0 | 4 |
| Schenectady | 191 | 5.7 | 172 | 2 | 0 | 0 | 0 | 7 | 10 | 184 | 105 | 62 | 13 | 1 | 0 | 1 | 2 | 0 | 29 |
| Schoharie | 4 | 0.7 | 4 | 0 | 0 | 0 | 0 | 0 | 0 | 4 | 1 | 2 | 1 | 0 | 0 | 0 | 0 | 0 | 0 |
| Schuyler | 1 | 0.3 | 1 | 0 | 0 | 0 | 0 | 0 | 0 | 1 | 0 | 1 | 0 | 0 | 0 | 0 | 0 | 0 | 0 |
| Seneca | 7 | 1.0 | 7 | 0 | 0 | 0 | 0 | 0 | 0 | 7 | 5 | 1 | 1 | 0 | 0 | 0 | 0 | 0 | 0 |
| Steuben | 42 | 2.1 | 37 | 0 | 0 | 0 | 0 | 0 | 5 | 41 | 22 | 18 | 1 | 0 | 0 | 0 | 0 | 0 | 1 |
| Suffolk | 810 | 2.6 | 675 | 1 | 1 | 0 | 0 | 0 | 133 | 812 | 488 | 268 | 33 | 8 | 0 | 2 | 11 | 2 | 67 |
| Sullivan | 26 | 1.6 | 22 | 0 | 2 | 1 | 0 | 0 | 1 | 28 | 11 | 13 | 2 | 2 | 0 | 0 | 0 | 0 | 8 |
| Tioga | 20 | 2.0 | 20 | 0 | 0 | 0 | 0 | 0 | 0 | 20 | 9 | 8 | 1 | 2 | 0 | 0 | 0 | 0 | 1 |
| Tompkins | 15 | 1.0 | 14 | 0 | 0 | 0 | 0 | 1 | 0 | 16 | 3 | 10 | 2 | 0 | 0 | 0 | 1 | 0 | 0 |
| Ulster | 149 | 4.8 | 142 | 0 | 0 | 0 | 0 | 4 | 3 | 150 | 92 | 51 | 6 | 0 | 0 | 0 | 0 | 1 | 8 |
| Warren | 62 | 5.4 | 61 | 0 | 0 | 0 | 0 | 1 | 0 | 63 | 23 | 37 | 3 | 0 | 0 | 0 | 0 | 0 | 2 |
| Washington | 147 | 13.2 | 144 | 0 | 0 | 0 | 0 | 0 | 3 | 146 | 62 | 74 | 8 | 2 | 0 | 0 | 0 | 0 | 2 |
| Wayne | 35 | 1.9 | 27 | 0 | 2 | 0 | 0 | 2 | 4 | 35 | 19 | 14 | 2 | 0 | 0 | 0 | 0 | 0 | 1 |
| Westchester | 840 | 4.0 | 819 | 1 | 1 | 0 | 0 | 9 | 10 | 865 | 632 | 172 | 28 | 7 | 0 | 0 | 9 | 17 | 145 |
| Wyoming | 7 | 1.0 | 6 | 0 | 0 | 0 | 0 | 0 | 1 | 8 | 1 | 6 | 0 | 1 | 0 | 0 | 0 | 0 | 0 |
| Yates | 0 | 0.0 | 0 | 0 | 0 | 0 | 0 | 0 | 0 | 0 | 0 | 0 | 0 | 0 | 0 | 0 | 0 | 0 | 0 |
| Out of State | 2 | | 0 | 0 | 0 | 0 | 0 | 1 | 1 | 2 | 0 | 2 | 0 | 0 | 0 | 0 | 0 | 0 | 0 |
| New York State | 12,612 | 3.2 | 11,883 | 39 | 32 | 8 | 1 | 131 | 518 | 12,679 | 7,487 | 4,435 | 458 | 93 | 29 | 11 | 102 | 64 | 1,316 |

¹ Rate per 1,000 children.

² Includes the counties of Bronx, Kings, New York, Queens and Richmond. Also includes cases entered by the Port Authority of New York and New Jersey.

2023 Reporting Volume by County for Missing Vulnerable Adults

| | Total | CASES REPORTED | | | | | | | | | | | | | | | CASES CLOSED | END-OF-YEAR |
|----------------------------------|-------|----------------|-------|-------|-------|-------|-------|-------|-------|-------|--------|--------|-------|-------|-------|------|--------------|-------------|
| | | AGE | | | | | | | | | GENDER | | RACE | | | | | |
| | | 18-19 | 20-29 | 30-39 | 40-49 | 50-59 | 60-69 | 70-79 | 80-89 | 90-99 | Male | Female | White | Black | Other | Unk. | | |
| Albany | 79 | 16 | 15 | 13 | 17 | 3 | 7 | 4 | 4 | 0 | 38 | 41 | 36 | 37 | 4 | 2 | 80 | 79 |
| Allegany | 0 | 0 | 0 | 0 | 0 | 0 | 0 | 0 | 0 | 0 | 0 | 0 | 0 | 0 | 0 | 0 | 0 | 0 |
| Broome | 24 | 0 | 6 | 4 | 4 | 2 | 5 | 2 | 0 | 1 | 11 | 13 | 21 | 2 | 0 | 1 | 27 | 24 |
| Cattaraugus | 5 | 0 | 1 | 0 | 0 | 1 | 1 | 0 | 2 | 0 | 3 | 2 | 4 | 1 | 0 | 0 | 5 | 5 |
| Cayuga | 4 | 0 | 1 | 1 | 1 | 1 | 0 | 0 | 0 | 0 | 2 | 2 | 3 | 1 | 0 | 0 | 4 | 4 |
| Chautauqua | 17 | 1 | 4 | 4 | 1 | 2 | 3 | 1 | 1 | 0 | 11 | 6 | 15 | 2 | 0 | 0 | 16 | 17 |
| Chemung | 4 | 0 | 1 | 1 | 0 | 0 | 1 | 0 | 0 | 1 | 1 | 3 | 3 | 1 | 0 | 0 | 4 | 4 |
| Chenango | 4 | 0 | 1 | 1 | 0 | 0 | 0 | 2 | 0 | 0 | 2 | 2 | 4 | 0 | 0 | 0 | 4 | 4 |
| Clinton | 5 | 0 | 3 | 0 | 0 | 1 | 0 | 0 | 1 | 0 | 2 | 3 | 5 | 0 | 0 | 0 | 5 | 5 |
| Columbia | 4 | 1 | 2 | 0 | 0 | 1 | 0 | 0 | 0 | 0 | 1 | 3 | 3 | 1 | 0 | 0 | 4 | 4 |
| Cortland | 3 | 0 | 1 | 0 | 0 | 0 | 0 | 2 | 0 | 0 | 2 | 1 | 3 | 0 | 0 | 0 | 3 | 3 |
| Delaware | 1 | 0 | 0 | 0 | 0 | 0 | 0 | 1 | 0 | 0 | 1 | 0 | 1 | 0 | 0 | 0 | 2 | 1 |
| Dutchess | 37 | 1 | 5 | 8 | 6 | 2 | 5 | 7 | 2 | 1 | 19 | 18 | 28 | 9 | 0 | 0 | 41 | 37 |
| Erie | 109 | 7 | 28 | 13 | 11 | 18 | 14 | 14 | 4 | 0 | 65 | 44 | 44 | 57 | 7 | 1 | 108 | 109 |
| Essex | 3 | 0 | 1 | 1 | 0 | 0 | 1 | 0 | 0 | 0 | 2 | 2 | 4 | 0 | 0 | 0 | 3 | 4 |
| Franklin | 1 | 0 | 0 | 0 | 0 | 1 | 0 | 0 | 0 | 0 | 1 | 0 | 1 | 0 | 0 | 0 | 2 | 1 |
| Fulton | 8 | 0 | 0 | 2 | 3 | 1 | 0 | 2 | 0 | 0 | 6 | 2 | 7 | 1 | 0 | 0 | 8 | 8 |
| Genesee | 4 | 0 | 1 | 1 | 0 | 1 | 0 | 1 | 0 | 0 | 3 | 1 | 3 | 1 | 0 | 0 | 4 | 4 |
| Greene | 0 | 0 | 0 | 0 | 0 | 0 | 0 | 0 | 0 | 0 | 0 | 0 | 0 | 0 | 0 | 0 | 0 | 0 |
| Hamilton | 0 | 0 | 0 | 0 | 0 | 0 | 0 | 0 | 0 | 0 | 0 | 0 | 0 | 0 | 0 | 0 | 0 | 0 |
| Herkimer | 3 | 0 | 2 | 0 | 0 | 1 | 0 | 0 | 0 | 0 | 3 | 0 | 3 | 0 | 0 | 0 | 3 | 3 |
| Jefferson | 3 | 0 | 1 | 0 | 0 | 1 | 1 | 0 | 0 | 0 | 1 | 2 | 1 | 2 | 0 | 0 | 3 | 3 |
| Lewis | 0 | 0 | 0 | 0 | 0 | 0 | 0 | 0 | 0 | 0 | 0 | 0 | 0 | 0 | 0 | 0 | 0 | 0 |
| Livingston | 9 | 0 | 1 | 2 | 4 | 0 | 0 | 0 | 2 | 0 | 5 | 4 | 9 | 0 | 0 | 0 | 10 | 9 |
| Madison | 3 | 0 | 0 | 0 | 0 | 1 | 1 | 0 | 1 | 0 | 2 | 1 | 3 | 0 | 0 | 0 | 3 | 3 |
| Monroe | 67 | 5 | 12 | 14 | 5 | 3 | 13 | 8 | 6 | 1 | 45 | 22 | 48 | 17 | 2 | 0 | 66 | 67 |
| Montgomery | 7 | 0 | 0 | 0 | 3 | 1 | 2 | 1 | 0 | 0 | 7 | 0 | 7 | 0 | 0 | 0 | 8 | 7 |
| Nassau | 199 | 2 | 26 | 29 | 15 | 55 | 22 | 26 | 22 | 2 | 104 | 96 | 112 | 74 | 13 | 1 | 200 | 200 |
| New York City¹ | 551 | 0 | 4 | 5 | 7 | 11 | 171 | 219 | 116 | 18 | 344 | 208 | 214 | 256 | 80 | 2 | 568 | 552 |
| Niagara | 18 | 1 | 6 | 4 | 3 | 1 | 1 | 0 | 2 | 0 | 14 | 4 | 14 | 4 | 0 | 0 | 19 | 18 |
| Oneida | 38 | 2 | 9 | 7 | 3 | 7 | 5 | 3 | 2 | 0 | 21 | 17 | 30 | 8 | 0 | 0 | 38 | 38 |

| | Total | CASES REPORTED | | | | | | | | | | | | | | | CASES CLOSED | END-OF-YEAR |
|----------------|-------|----------------|-------|-------|-------|-------|-------|-------|-------|-------|--------|--------|-------|-------|-------|------|--------------|-------------|
| | | AGE | | | | | | | | | GENDER | | RACE | | | | | |
| | | 18-19 | 20-29 | 30-39 | 40-49 | 50-59 | 60-69 | 70-79 | 80-89 | 90-99 | Male | Female | White | Black | Other | Unk. | | |
| Onondaga | 37 | 0 | 6 | 8 | 4 | 6 | 6 | 5 | 0 | 2 | 20 | 17 | 23 | 13 | 1 | 0 | 39 | 37 |
| Ontario | 10 | 1 | 1 | 4 | 0 | 1 | 0 | 3 | 0 | 0 | 6 | 4 | 9 | 1 | 0 | 0 | 10 | 10 |
| Orange | 49 | 1 | 7 | 13 | 6 | 9 | 4 | 5 | 4 | 0 | 32 | 17 | 36 | 12 | 0 | 1 | 50 | 49 |
| Orleans | 5 | 0 | 1 | 1 | 1 | 0 | 1 | 1 | 0 | 0 | 2 | 3 | 5 | 0 | 0 | 0 | 5 | 5 |
| Oswego | 2 | 0 | 0 | 0 | 0 | 0 | 0 | 1 | 1 | 0 | 2 | 0 | 2 | 0 | 0 | 0 | 3 | 2 |
| Otsego | 2 | 0 | 2 | 0 | 0 | 0 | 0 | 0 | 0 | 0 | 0 | 2 | 2 | 0 | 0 | 0 | 3 | 2 |
| Putnam | 3 | 0 | 1 | 1 | 0 | 0 | 0 | 0 | 1 | 0 | 2 | 1 | 2 | 0 | 1 | 0 | 3 | 3 |
| Rensselaer | 29 | 1 | 9 | 10 | 5 | 2 | 1 | 0 | 1 | 0 | 13 | 16 | 23 | 4 | 0 | 2 | 35 | 29 |
| Rockland | 54 | 2 | 9 | 6 | 6 | 4 | 14 | 9 | 3 | 1 | 41 | 13 | 25 | 27 | 1 | 1 | 52 | 54 |
| Saint Lawrence | 5 | 0 | 0 | 1 | 0 | 1 | 2 | 1 | 0 | 0 | 4 | 1 | 5 | 0 | 0 | 0 | 5 | 5 |
| Saratoga | 37 | 1 | 8 | 9 | 9 | 5 | 3 | 1 | 1 | 0 | 21 | 16 | 33 | 3 | 1 | 0 | 36 | 37 |
| Schenectady | 26 | 4 | 10 | 7 | 1 | 2 | 0 | 0 | 2 | 0 | 16 | 10 | 18 | 7 | 1 | 0 | 26 | 26 |
| Schoharie | 0 | 0 | 0 | 0 | 0 | 0 | 0 | 0 | 0 | 0 | 0 | 0 | 0 | 0 | 0 | 0 | 0 | 0 |
| Schuyler | 1 | 0 | 0 | 0 | 0 | 0 | 0 | 0 | 1 | 0 | 1 | 0 | 1 | 0 | 0 | 0 | 1 | 1 |
| Seneca | 2 | 0 | 0 | 1 | 0 | 0 | 0 | 1 | 0 | 0 | 1 | 1 | 2 | 0 | 0 | 0 | 2 | 2 |
| Steuben | 10 | 0 | 0 | 5 | 0 | 1 | 2 | 1 | 1 | 0 | 6 | 4 | 10 | 0 | 0 | 0 | 10 | 10 |
| Suffolk | 45 | 2 | 7 | 8 | 8 | 4 | 4 | 5 | 7 | 0 | 30 | 15 | 30 | 12 | 2 | 1 | 49 | 45 |
| Sullivan | 7 | 0 | 2 | 0 | 1 | 2 | 2 | 0 | 0 | 0 | 4 | 3 | 6 | 0 | 1 | 0 | 6 | 7 |
| Tioga | 2 | 0 | 0 | 0 | 1 | 1 | 0 | 0 | 0 | 0 | 2 | 0 | 2 | 0 | 0 | 0 | 2 | 2 |
| Tompkins | 2 | 1 | 0 | 0 | 0 | 0 | 0 | 0 | 1 | 0 | 0 | 2 | 1 | 1 | 0 | 0 | 2 | 2 |
| Ulster | 17 | 0 | 2 | 3 | 2 | 1 | 7 | 2 | 0 | 0 | 8 | 9 | 16 | 1 | 0 | 0 | 18 | 17 |
| Warren | 11 | 1 | 4 | 3 | 1 | 1 | 1 | 0 | 0 | 0 | 6 | 5 | 11 | 0 | 0 | 0 | 11 | 11 |
| Washington | 6 | 0 | 1 | 2 | 0 | 0 | 1 | 0 | 1 | 1 | 3 | 3 | 6 | 0 | 0 | 0 | 6 | 6 |
| Wayne | 9 | 1 | 1 | 1 | 3 | 0 | 1 | 2 | 0 | 0 | 4 | 5 | 7 | 1 | 0 | 1 | 9 | 9 |
| Westchester | 152 | 20 | 30 | 24 | 17 | 12 | 25 | 10 | 13 | 1 | 88 | 64 | 69 | 67 | 0 | 16 | 145 | 152 |
| Wyoming | 2 | 0 | 0 | 1 | 1 | 0 | 0 | 0 | 0 | 0 | 2 | 0 | 2 | 0 | 0 | 0 | 3 | 2 |
| Yates | 2 | 0 | 0 | 0 | 0 | 0 | 1 | 0 | 1 | 0 | 1 | 1 | 2 | 0 | 0 | 0 | 2 | 2 |
| Out of State | 3 | 0 | 0 | 0 | 0 | 1 | 0 | 1 | 1 | 0 | 3 | 0 | 1 | 1 | 1 | 0 | 3 | 3 |
| New York State | 1,740 | 71 | 232 | 218 | 149 | 168 | 328 | 341 | 204 | 29 | 1,034 | 709 | 975 | 624 | 115 | 29 | 1,774 | 1,743 |

¹ Includes the counties of Bronx, Kings, New York, Queens and Richmond. Also includes cases entered by the Port Authority of New York and New Jersey.

**2023 Days between Case Entry and Cancellation
for Missing Vulnerable Adult Cases**

| DAYS BETWEEN CASE ENTRY AND CANCELLATION FOR CASES CLOSED DURING 2023 | | | |
|--|----------------------------|-----------------------|----------------------------------|
| No. of Days | No. of Cases Closed | Percent Closed | Cumulative Percent Closed |
| < 1 | 451 | 25.4% | 25.4% |
| 1 | 310 | 17.4% | 42.8% |
| 2 | 192 | 10.8% | 53.6% |
| 3 | 98 | 5.5% | 59.1% |
| 4 | 106 | 6.0% | 65.1% |
| 5 | 82 | 4.6% | 69.7% |
| 6 | 58 | 3.3% | 72.9% |
| 7 | 45 | 2.5% | 75.5% |
| 8 | 33 | 1.9% | 77.3% |
| 9 | 22 | 1.2% | 78.6% |
| 10 | 17 | 1.0% | 79.5% |
| 11 | 21 | 1.2% | 80.7% |
| 12 | 21 | 1.2% | 81.9% |
| 13 | 17 | 1.0% | 82.8% |
| 14 | 12 | 0.7% | 83.5% |
| 15 | 14 | 0.8% | 84.3% |
| 16–29 | 103 | 5.8% | 90.1% |
| 30–60 | 52 | 2.9% | 93.0% |
| 61–90 | 28 | 1.6% | 94.6% |
| 91–120 | 24 | 1.3% | 96.0% |
| 121 or more | 72 | 4.0% | 100.0% |
| TOTAL | 1,778 | 100.0% | 100.0% |